



Cinturato™ **GRAVEL**

Discover the new Cinturato Gravel range: enhanced, expanded, and perfected to push every ride that far more.

Every model now available in updated sizes and technologies: same proven designs with new rubber compounds and casing construction enhance every aspect of the their behavior.

The pinnacle of our technology benefits of our Made in Italy manufacturing as well as the know-how on materials directly transferred from our Motorsport experience: the **High Performance line (HP-Line)**, such is its name, is engineered with the latest innovations in compounds and casings. A product line created for riders who demand maximum speed, control, and reliability without compromises.

A different set of casings and rubber makes for the **Performance line (P-Line)**, a combination of proven and reliable technologies already seen in our gravel products that are available for each model and focus on a level of performances that often surpass the industry standards, but focus more on durability and balanced characteristics.

From fast rolling to aggressive tread patterns, the range now covers every terrain, giving riders the freedom to choose their perfect match for any kind of riding style they intend the word Gravel for.

TREAD OFFERING CINTURATO GRAVEL

RH



H



RM



M



S



HARDBACK

MUD

TECH OVERVIEW

1 COMPOUND

SMARTEVO GR
COMPOUND



Developed for off-road riding, the SmartEVO GR combines low rolling resistance with outstanding grip on both dry and wet surfaces, ensuring efficiency and control across all terrains.



SPEEDGRIP
COMPOUND



Designed for versatility and durability, the SpeedGRIP compound combines efficient rolling performance with reliable all-condition grip, delivering a balanced mix of speed, control, and long-lasting performance on both road and off-road terrains.

2 STRUCTURE



PRO WALL
GRAVEL



Tubeless-ready casing, inspired by MTB tires. Reinforced sidewalls provide optimal ride feel and maximum control, while ensuring the puncture protection needed for long gravel rides.



TECH WALL
GRAVEL



The TechWALL Gravel casing with bead-to-bead protection offers the perfect balance of puncture resistance, reliability, and comfort, making it ideal for gravel and mixed terrains.

3 MOUNTING



TUBELESS
READY



TLR technology designed for bead stability on modern wide rims



Cinturato™ GRAVEL H

HARDBACK TERRAIN

TECHNOLOGIES

HP-LINE


SMART EVO GR
COMPOUND

PRO WALL
GRAVEL

P-LINE

SPEED GRIP
COMPOUND

TECH WALL
GRAVEL



DESCRIPTION

Cinturato™ Gravel H is the gravel tire designed for hard and compact surfaces, featuring a low-profile tread with tightly packed grooves that provide a wide contact area and precise handling on all hard terrains, including asphalt. Thanks to its tread design, it delivers excellent performance in all weather conditions, both dry and wet, while offering a high level of puncture protection. Compatible with hookless rims within the limits of the latest standards, it is available in multiple sizes, versions, and colors.

This tire is designed primarily for use on fast, compact gravel roads as well as long rides with extensive asphalt sections, making it the perfect choice for riders seeking maximum smoothness and efficiency on a Gravel or even All-Road bike.

CHARACTERISTICS

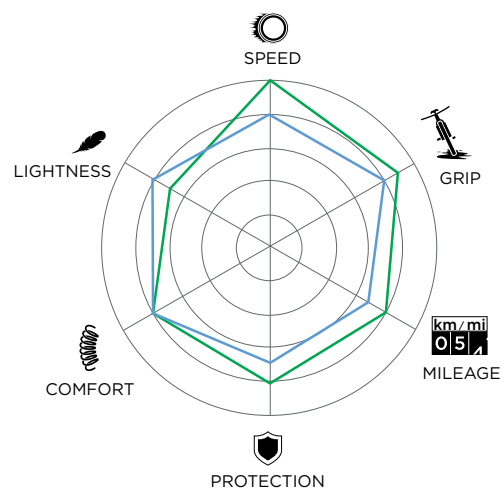
TERRAINS

■ DESIGNED FOR ■ SUITABLE ■ NOT SUITABLE



— HP-LINE

— P-LINE



MODELS

DESCRIPTION	SIZE	IP-CODE	WEIGHT (g)	CASING	COMPOUND	STRUCTURE
Cinturato™ Gravel H HP-Line	40-622	4708300	500	120tpi, TLR	SmartEVO GR	ProWALL GRAVEL
Cinturato™ Gravel H HP-Line	45-622	4708500	570	120tpi, TLR	SmartEVO GR	ProWALL GRAVEL
Cinturato™ Gravel H HP-Line	50-622	4716600	660	120tpi, TLR	SmartEVO GR	ProWALL GRAVEL
Cinturato™ Gravel H Classic HP-Line	40-622	4708400	500	120tpi, TLR	SmartEVO GR	ProWALL GRAVEL
Cinturato™ Gravel H Classic HP-Line	45-622	4708600	570	120tpi, TLR	SmartEVO GR	ProWALL GRAVEL
Cinturato™ Gravel H Classic HP-Line	50-622	4716500	660	120tpi, TLR	SmartEVO GR	ProWALL GRAVEL
Cinturato™ Gravel H P-Line	35-622	4744100	420	60tpi, TLR	SpeedGRIP	TechWALL GRAVEL
Cinturato™ Gravel H P-Line	40-622	4744200	480	60tpi, TLR	SpeedGRIP	TechWALL GRAVEL
Cinturato™ Gravel H P-Line	45-622	4744300	530	60tpi, TLR	SpeedGRIP	TechWALL GRAVEL
Cinturato™ Gravel H P-Line	50-622	4744400	630	60tpi, TLR	SpeedGRIP	TechWALL GRAVEL
Cinturato™ Gravel H P-Line	45-584	4744500	490	60tpi, TLR	SpeedGRIP	TechWALL GRAVEL
Cinturato™ Gravel H P-Line	50-584	4744600	600	60tpi, TLR	SpeedGRIP	TechWALL GRAVEL



Cinturato™ GRAVEL M

MIXED TERRAIN

TECHNOLOGIES

HP-LINE

SMART EVO GR
COMPOUND

PRO WALL
GRAVEL

P-LINE

SPEED GRIP
COMPOUND

TECH WALL
GRAVEL



DESCRIPTION

Cinturato™ Gravel M is the gravel tire designed for mixed terrains, where the surface ranges from compact to unstable, including all intermediate types. The tread features medium-height and medium-spaced knobs to deliver excellent performance on a wide variety of surfaces, along with a compact central strip that ensures record-breaking rolling efficiency within its category. Compatible with hookless rims according to the latest standards, it provides a high level of puncture protection and reliable grip in all weather conditions, whether on dry or wet ground, and is available in multiple sizes, versions, and colors. This tire is designed primarily for use on different kinds of off-road terrain, but its remarkable smoothness also makes it suitable for long stretches on hard-packed surfaces. It is the perfect choice for riders seeking maximum versatility and adaptability across all types of gravel bikes, from Racing to Adventure.

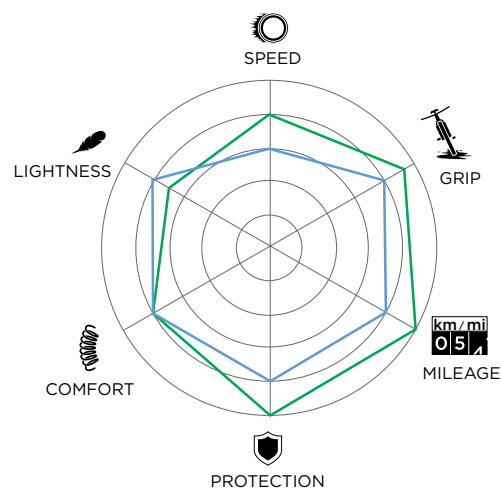
CHARACTERISTICS

TERRAINS

■ DESIGNED FOR ■ SUITABLE ■ NOT SUITABLE



— HP-LINE — P-LINE



MODELS

DESCRIPTION	SIZE	IP-CODE	WEIGHT (g)	CASING	COMPOUND	STRUCTURE
Cinturato™ Gravel M HP-Line	40-622	4596100	520	120tpi, TLR	SmartEVO GR	ProWALL GRAVEL
Cinturato™ Gravel M HP-Line	45-622	4596300	570	120tpi, TLR	SmartEVO GR	ProWALL GRAVEL
Cinturato™ Gravel M HP-Line	50-622	4718700	690	120tpi, TLR	SmartEVO GR	ProWALL GRAVEL
Cinturato™ Gravel M Classic HP-Line	40-622	4596200	520	120tpi, TLR	SmartEVO GR	ProWALL GRAVEL
Cinturato™ Gravel M Classic HP-Line	45-622	4596400	570	120tpi, TLR	SmartEVO GR	ProWALL GRAVEL
Cinturato™ Gravel M Classic HP-Line	50-622	4596500	690	120tpi, TLR	SmartEVO GR	ProWALL GRAVEL
Cinturato™ Gravel M P-Line	35-622	4744700	400	60tpi, TLR	SpeedGRIP	TechWALL GRAVEL
Cinturato™ Gravel M P-Line	40-622	4744800	480	60tpi, TLR	SpeedGRIP	TechWALL GRAVEL
Cinturato™ Gravel M P-Line	45-622	4744900	530	60tpi, TLR	SpeedGRIP	TechWALL GRAVEL
Cinturato™ Gravel M P-Line	50-622	4745000	670	60tpi, TLR	SpeedGRIP	TechWALL GRAVEL
Cinturato™ Gravel M P-Line	45-584	4745100	490	60tpi, TLR	SpeedGRIP	TechWALL GRAVEL
Cinturato™ Gravel M P-Line	50-584	4745200	630	60tpi, TLR	SpeedGRIP	TechWALL GRAVEL



Cinturato™ GRAVEL RH

RACING ON HARDPACK

TECHNOLOGIES

P-LINE



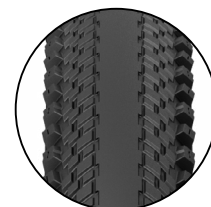
DESCRIPTION

Cinturato™ Gravel RH is a tire specifically developed for the fastest gravel races, on mixed courses with asphalt and hardpack sections. The slick central band ensures maximum efficiency on compact terrain, while the pronounced side knobs provide mechanical grip on off-road sections, particularly in cornering. Thanks to its squarer profile compared to the H and M models, this tire is designed to maximize rolling efficiency in straight lines while still guaranteeing strong cornering grip—perfect for a more aggressive riding style. The “R” (Racing) models are designed for riders seeking maximum precision and performance, even on demanding terrain, primarily in race conditions but not exclusively. They feature technical solutions derived from Pirelli’s experience in MTB XC racing and deliver top-level performance for demanding and experienced gravel riders.

CHARACTERISTICS

TERRAINS

■ DESIGNED FOR ■ SUITABLE ■ NOT SUITABLE



MODELS

DESCRIPTION	SIZE	IP-CODE	WEIGHT (g)	CASING	COMPOUND	STRUCTURE
Cinturato™ Gravel RH P-Line	40-622	4744100	490	60tpi, TLR	SpeedGRIP	TechWALL GRAVEL
Cinturato™ Gravel RH P-Line	45-622	4744200	570	60tpi, TLR	SpeedGRIP	TechWALL GRAVEL
Cinturato™ Gravel RH P-Line	50-622	4744300	620	60tpi, TLR	SpeedGRIP	TechWALL GRAVEL

Cinturato™ GRAVEL RM

RACING ON MIXED TERRAIN

TECHNOLOGIES

P-LINE



DESCRIPTION

Cinturato™ Gravel RM, previously known as RC, has been developed to deliver maximum performance across most terrains. Its tread, featuring off-road dedicated knobs, ensures grip and control on a wide range of unpaved surfaces, without compromising smoothness and rolling efficiency on faster sections. Designed for riders seeking all-round speed—not just in straight lines—versatility, and reliability, Cinturato™ Gravel RM is the ideal choice for high performance on mixed courses, from asphalt to the most technical gravel or soft dirt sections. Its ability to adapt to different surfaces makes it a benchmark model for riders who want to compete at a high level without sacrificing stability and safety. The “R” (Racing) models are designed for riders seeking maximum precision and performance, even on demanding terrain, primarily in race conditions but not exclusively. They feature technical solutions derived from Pirelli’s MTB XC racing experience and deliver top-level performance for demanding and experienced gravel riders.

CHARACTERISTICS



MODELS

DESCRIPTION	SIZE	IP-CODE	WEIGHT (g)	CASING	COMPOUND	STRUCTURE
Cinturato™ Gravel RM P-Line	35-622	4744400	440	60tpi, TLR	SpeedGRIP	TechWALL GRAVEL
Cinturato™ Gravel RM P-Line	45-622	4744500	480	60tpi, TLR	SpeedGRIP	TechWALL GRAVEL
Cinturato™ Gravel RM P-Line	40-622	4744600	570	60tpi, TLR	SpeedGRIP	TechWALL GRAVEL