

# SCORPION™ RACE M

ALL-ROUND RACING PERFORMANCE

DESIGNED FOR:

DH & ENDURO RACING SPECIFIC

THE TRUE ALL-ROUNDER

ADVANCED DAMPING

TECH HIGHLIGHTS:

SMARTEVO<sup>®</sup> DH  
COMPOUND

DUAL<sup>+</sup> WALL

TUBELESS  
READY



DESCRIPTION:

Scorpion™ Race DH M and Scorpion™ Race Enduro M are the most versatile models: the central section is designed for precise and predictable traction when braking and accelerating. The lateral knobs are designed for maximum support and easier perception of the limit. The super-soft SmartEVO DH compound is combined with large knobs to optimize the grip on all types of terrain without compromising the overall stability of the tyre thanks to a stiffer base compound. The DualWall+ is the downhill-specific casing and is made up of a double-ply 60tpi casing, reinforced with a cut-resistant sidewall reinforcement and a rubber bead insert. Such structure is engineered to provide superior protection against cuts and punctures and is designed to absorb small vibration and big impacts. The DualWall enduro-specific casing is instead made up of a double-ply 120 tpi casing, reinforced with a rubber bead insert. Such structure provides both protection and support while featuring a limited weight and the superior suppleness and speed of an Enduro Race tyre.

CHARACTERISTICS:

EN M  
DH M



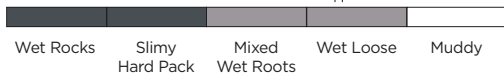
DISCIPLINES



TERRAINS (DRY ☀️)



TERRAINS (WET ☁️)



■ INTENDED USE  
■ POSSIBLE USE  
□ NOT INTENDED USE

# SCORPION™ RACE T

MAXIMUM TRACTION IN ANY CONDITION

DESIGNED FOR:

- ✓ DH & ENDURO RACING SPECIFIC
- ✓ AGGRESSIVE TREAD PATTERN
- ✓ ADVANCED DAMPING

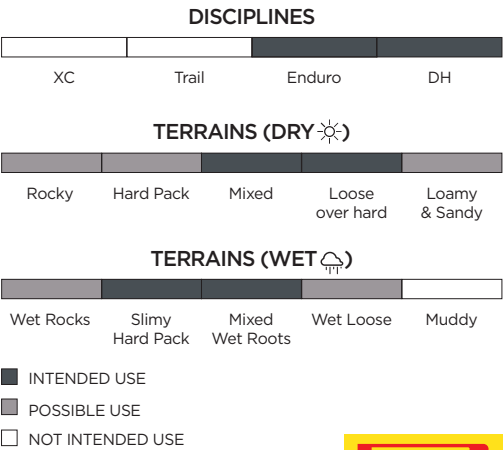
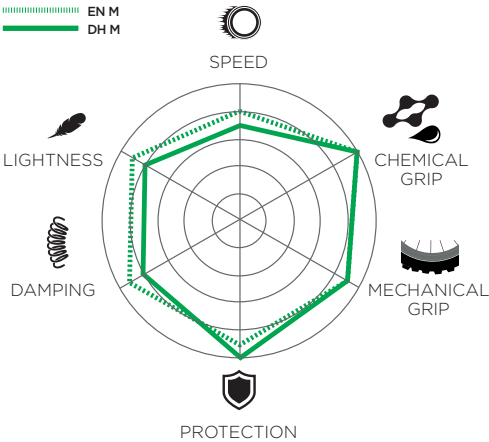
TECH HIGHLIGHTS:



DESCRIPTION:

Scorpion™ Race DH T and Scorpion™ Race Enduro T are named after traction, whether in acceleration, braking or cornering. The central section of the tyre features special knobs that increase traction in every phase of the rotation. The central knob is also pre-shaped in order to be cut for a better mud evacuation in intermediate conditions, especially for the front wheel use. The super-soft SmartEVO DH compound is combined with large knobs to offer superb grip on slippery and damped conditions, without compromising the overall stability of the tyre thanks to a stiffer base compound. The DualWall+ is the downhill-specific casing and is made up of a double-ply 60tpi casing, reinforced with a cut-resistant sidewall reinforcement and a rubber bead insert. Such structure is engineered to provide superior protection against cuts and punctures and is designed to absorb small vibrations and big impacts. The DualWall enduro-specific casing is instead made up of a double-ply 120 tpi casing, reinforced with a rubber bead insert. Such structure provides both protection and support while featuring a limited weight and the superior suppleness and speed of an Enduro Race tyre.

CHARACTERISTICS:



# SCORPION™ RACE S

THE INTERMEDIATE RACING TYRE

DESIGNED FOR:

- DH & ENDURO RACING SPECIFIC
- FOR SOFT AND LOOSE TERRAIN
- ADVANCED DAMPING

TECH HIGHLIGHTS:

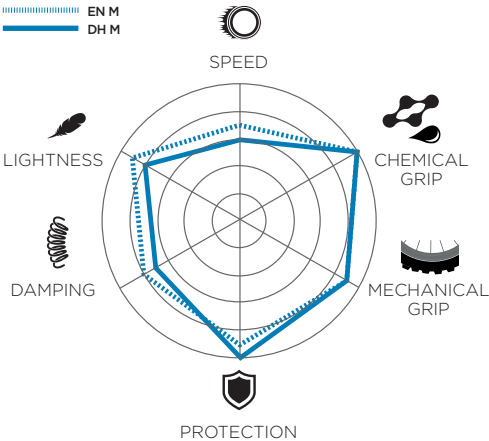


DESCRIPTION:

Scorpion™ Race DH S and Scorpion™ Race Enduro S are the models for soft terrain conditions. The tread pattern is specifically designed for loose terrains, featuring large and taller knobs to offer superior mechanical grip, which supports aggressive riding in a wide range of conditions, down to light mud. The super-soft SmartEVO DH compound is combined with large knobs to offer superb grip on slippery surfaces, without compromising the overall stability of the tyre thanks to a stiffer base compound. The DualWall+ is the downhill-specific casing and is made up of a double-ply 60tpi casing, reinforced with a cut-resistant sidewall reinforcement and a rubber bead insert. Such structure is engineered to provide superior protection against cuts and punctures and is designed to absorb small vibrations and big impacts. The DualWall enduro-specific casing is instead made up of a double-ply 120 tpi casing, reinforced with a rubber bead insert. Such structure provides both protection and support while featuring a limited weight and the superior suppleness and speed of an Enduro Race tyre.

CHARACTERISTICS:

EN M  
DH M



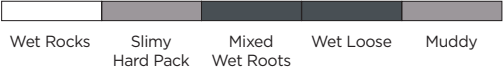
DISCIPLINES



TERRAINS (DRY ☀️)



TERRAINS (WET ☁️)



- INTENDED USE
- POSSIBLE USE
- NOT INTENDED USE

# SCORPION™ RACE MUD

FOR EXTREME MUDDY CONDITIONS

DESIGNED FOR:

DH RACING SPECIFIC

EXTREME MUD

FULLY CUT-ABLE

TECH HIGHLIGHTS:

SMARTEVO<sup>TM</sup> DH<sup>+</sup>  
COMPOUND

DUAL<sup>+</sup>  
WALL<sup>+</sup>

TUBELESS  
READY



DESCRIPTION:

Scorpion™ Race DH MUD is the model for extreme mud conditions. The tread pattern is a narrower 2.4 and features high and widely spaced knobs for the maximum mechanical grip and maximum tread cleaning. The special knobs are pre-shaped to be cut by the mechanics if the rider is looking for more stability and precision on hardpacked wet roots sections of the track. The SmartEVO DH compound is tuned towards the maximum grip on wet and deep mud. The DualWall+ is the downhill-specific casing and is made up of a double-ply 60tpi casing, reinforced with a cut-resistant sidewall reinforcement and a rubber bead insert. Such structure is engineered to provide superior protection against cuts and punctures and is designed to absorb small vibrations and big impacts.

CHARACTERISTICS:



## DISCIPLINES



## TERRAINS (DRY ☀️)



## TERRAINS (WET ☁️)



- INTENDED USE
- POSSIBLE USE
- NOT INTENDED USE

# TECH OVERVIEW:

## 1 Compound



Pure racing compound formulation with Cap&Base construction for optimized handling

SUPERIOR GRIP,  
BETTER  
HANDLING AND  
CONTROLLED  
DAMPING

## 2 Structure Race DH



Full 2-ply 60tpi foldable TLR casing with rubber anti pinch-flat insert and additional textile sidewall reinforcement

FULLY  
PREDICTABLE  
LATERAL SUPPORT  
AND IMPROVED  
SHOCK  
ABSORPTION.  
HIGH RELIABILITY

## Structure Race ENDURO



Composed 2-ply 120tpi foldable tubeless-ready casing with rubber anti pinch-flat protection

MORE SUPPLE  
AND LIGHTER  
ENDURO CASING  
FOR BETTER  
PEDALLING  
EFFICIENCY AND  
RIDING FEELING

## 3 MOUNTING AND SIZING

Range developed  
on reference rim 30 mm  
(internal width)  
@1,5 bar / 22psi

Rim compatibility  
developed under  
ETRTO  
standards for  
modern wide rims

**TUBELESS  
READY**

MODEL AND SIZE (DH & EN)	WAM [mm]	RAM [mm]
SCORPION™ Race <b>M</b> 29x2,5	63,5	375
SCORPION™ Race <b>T</b> 29X2,5	63,5	374
SCORPION™ Race <b>S</b> 29X2,5	63	375
SCORPION™ Race <b>Mud</b> 29x2,4	59	372
SCORPION™ Race <b>M</b> 27.5x2,5	63,5	354
SCORPION™ Race <b>T</b> 27.5X2,5	63,5	353
SCORPION™ Race <b>S</b> 27.5x2,5	63	354
SCORPION™ Race <b>Mud</b> 27.5X2,4	59	352



The SmartEVO DH was developed in the Motorsport compounding department and is designed and tuned differently than our other MTB compounds, with racing application in mind. While the SmartGRIP rubbers are tuned with a balanced level of properties for all-round use and for every kind of rider, the SmartEVO DH is meant to deliver the highest performance on race day. It is conceived to provide superb grip and confidence in toughest and most demanding race conditions where the rubber is put under extreme mechanical loads. Both the static and the dynamic parameters have been adjusted for an increased safety and control feeling while braking and leaning; the perception of the limit and the ability to engage with a controlled slip is as important as the absolute grip, we call this "predictability". The key element of the SmartEVO DH is the combination of two layers of rubber compounds: on the outside there is a super soft high-performing compound (42 Shore A\*) while on the inside, underneath the tread, there is a dampening compound which provides support and shock absorption. The two compounds work seamlessly together giving the rider a handling feeling of reactivity and precision at extreme lateral loads, typical of the downhill racing riding. The outer layer of rubber has been tuned keeping in mind that rolling resistance is still a key factor when competing against the clock. As in Motorsport, temperature is another key parameter affecting the performance of the rubber: SmartEVO DH is developed to stay consistent in its behaviour across a wide range of temperatures, from about freezing to proper summer ones.

\*in Pirelli standard testing condition

DESCRIPTION	IPCODE	BEAD TYPE*	CASING	TECHNOLOGY	WEIGHT	COMPOUND
SCORPION™ Race DH <b>M</b> 29x2,5	3907500	foldable	2-ply 60 tpi, TLR	DualWALL+	1400g	SmartEVO DH
SCORPION™ Race DH <b>T</b> 29X2,5	3907700	foldable	2-ply 60 tpi, TLR	DualWALL+	1400g	SmartEVO DH
SCORPION™ Race DH <b>S</b> 29X2,5	3907600	foldable	2-ply 60 tpi, TLR	DualWALL+	1450g	SmartEVO DH
SCORPION™ Race DH <b>Mud</b> 29x2,4	4191800	foldable	2-ply 60 tpi, TLR	DualWALL+	1360g	SmartEVO DH
SCORPION™ Race DH <b>M</b> 27.5x2,5	3907200	foldable	2-ply 60 tpi, TLR	DualWALL+	1300g	SmartEVO DH
SCORPION™ Race DH <b>T</b> 27.5X2,5	3907400	foldable	2-ply 60 tpi, TLR	DualWALL+	1300g	SmartEVO DH
SCORPION™ Race DH <b>S</b> 27.5x2,5	3907300	foldable	2-ply 60 tpi, TLR	DualWALL+	1380g	SmartEVO DH
SCORPION™ Race DH <b>Mud</b> 27.5X2,4	4191700	foldable	2-ply 60 tpi, TLR	DualWALL+	1310g	SmartEVO DH
SCORPION™ Race Enduro <b>M</b> 29x2,5	4191200	foldable	2-ply 120 tpi, TLR	DualWALL	1260g	SmartEVO DH
SCORPION™ Race Enduro <b>T</b> 29x2,5	4191400	foldable	2-ply 120 tpi, TLR	DualWALL	1260g	SmartEVO DH
SCORPION™ Race Enduro <b>S</b> 29x2,5	4191600	foldable	2-ply 120 tpi, TLR	DualWALL	1260g	SmartEVO DH
SCORPION™ Race Enduro <b>M</b> 27.5x2,5	4191100	foldable	2-ply 120 tpi, TLR	DualWALL	1210g	SmartEVO DH
SCORPION™ Race Enduro <b>T</b> 27.5x2,5	4191300	foldable	2-ply 120 tpi, TLR	DualWALL	1210g	SmartEVO DH

\*also compatible with hookless rims