

P ZERO™ RACE 4S

ALL WEATHER PERFORMANCE

DESIGNED FOR:

4 SEASON

HANDLING

GRIP

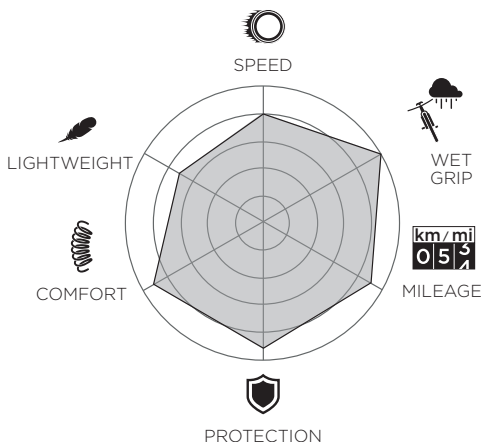
TECH HIGHLIGHTS:



DESCRIPTION:

The P ZERO™ Race 4S is the successor of the beloved P ZERO™ Velo 4S, the very first four seasons Pirelli cycling tyre. While improving the well-known behaviour of the old model, the **P ZERO™ Race 4S** still features the core characteristics **of an all-year racing tyre**: it delivers consistent grip performances in any kind of weather, including wet and cold days and provides the racing feeling that makes the P ZERO™ Race range the favourite choice of professional cyclists. The outstanding all-weather performances are obtained thanks to the combination of two renewed technical features: the **SmartEVO compound**, latest evolution of Pirelli's road specific formulations, and the **TechBelt Road**, a tube-type casing made of a 120tpi carcass and a Nylon breaker. The tyre also features a new design: **special deep sipes** are paired with a **thicker tread pattern** resulting in improved grip in cold weather, more mileage and better puncture protection. All the special features of the new P ZERO™ Race 4S are **skilfully crafted in Italy** providing unique quality and superior performances.

CHARACTERISTICS:



APPLICATIONS



SEASONALITY (☀ & ☁)



- ☐ NOT INTENDED USE
- ☒ POSSIBLE USE
- ☒ INTENDED USE



POWER IS NOTHING WITHOUT CONTROL

TECH OVERVIEW:

1 Compound



Latest generation blend of *smart* polymers to provide maximum grip with a low rolling resistance also on wet surfaces

PERMITS YOU TO GO FASTER WITH BETTER CONTROL

2 Structure



High performing casing structure with an added layer of high cut resistant fabric underneath the tread to provide superior puncture protection in a wide variety of conditions

EXCELLENT PUNCTURE PROTECTION AND COMFORT

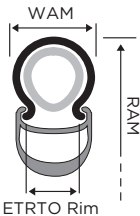
3 Mounting & Sizing



P ZERO™ Race 4S 26-622		
Size development @ 7bar/102psi		
ETRTO Rim	WIDTH (WAM)	OUTER RADIUS (RAM)
17c	25 mm	340 mm
19c	26 mm	340 mm
21c	27 mm	340 mm

P ZERO™ Race 4S 28-622		
Size development @ 6,5bar/94psi		
ETRTO Rim	WIDTH (WAM)	OUTER RADIUS (RAM)
15c	26 mm	343 mm
17c	27 mm	343 mm
19c	28 mm	343 mm
21c	29 mm	343 mm

P ZERO™ Race 4S 30-622		
Size development @ 5,5bar/80psi		
ETRTO Rim	WIDTH (WAM)	OUTER RADIUS (RAM)
17c	29 mm	344 mm
19c	30 mm	344 mm
21c	31 mm	344 mm



Rim compatibility developed under ETRTO standards: carefully check your rim width before use.



The new SmartEVO Compound uses a blend with 3 different polymers, each of them providing specific performance qualities to achieve the optimal balance of opposing characteristics, such as grip and rolling resistance. With Pirelli products, you benefit from over 100 years of Pirelli's experience and expertise developing tyres to meet specific needs for different situations. It allowed Pirelli to create a ternary polymer blend with "smart" performance characteristics for bicycle tires as the base of the outstanding properties of the SmartEVO Compound, resulting in a better grip on dry and wet, while also providing a lower rolling resistance. Pirelli has created a performance compound designed and tuned for all the modern cycling road disciplines, from local or World Tour racing to epic adventures, where climate and road surfaces demand tyres that perform in all circumstances.

Developed together with our World Tour Teams
UAE Team Emirates | TREK Segafredo | AG2R Citroën



FINE TUNE YOUR PERFORMANCE

RECOMMENDED PRESSURE CHART



700x26c on 19C RIM

RIDER WEIGHT	RECOMMENDED PRESSURE	
≤ 55 kg / ≤ 121 lb	6.3 bar	91 psi
56 - 62 kg / 123-137 lb	6.6 bar	95 psi
63 - 69 kg / 139-152 lb	6.9 bar	100 psi
70 - 76 kg / 154-168 lb	7.3 bar	105 psi
77 - 84 kg / 70-185 lb	7.6 bar	110 psi
≥ 85 kg / ≥ 187 lb	8 bar	115 psi

On RIM 17c: +0.3 bar (4.5 psi) - on RIM 21c: -0.3 bar (4.5 psi)

700x28c on 19C RIM

RIDER WEIGHT	RECOMMENDED PRESSURE	
≤ 61 kg / ≤ 134 lb	6 bar	87 psi
62 - 68 kg / 137-150 lb	6.3 bar	92 psi
69 - 75 kg / 152-165 lb	6.7 bar	97 psi
76 - 82 kg / 168-181 lb	7 bar	102 psi
83 - 89 kg / 183-196 lb	7.4 bar	107 psi
≥ 90 kg / ≥ 198 lb	7.7 bar	112 psi

On RIM 17c: +0.3 bar (4.5 psi) - on RIM 21c: -0.3 bar (4.5 psi)


700x30c on 19C RIM

RIDER WEIGHT	RECOMMENDED PRESSURE	
≤ 60 kg / ≤ 132 lb	5 bar	73 psi
61 - 68 kg / 134-150 lb	5.4 bar	79 psi
69 - 77 kg / 152-154 lb	5.9 bar	85 psi
78 - 86 kg / 172-190 lb	6.3 bar	91 psi
87 - 94 kg / 192-207 lb	6.7 bar	97 psi
≥ 95 kg / ≥ 209 lb	7.2 bar	104 psi

On RIM 17c: +0.3 bar (4.5 psi) - on RIM 21c: -0.3 bar (4.5 psi)

DEPENDING ON RIDING STYLE

-  **COMFORT>** DROP 0.3 bar / 5 psi on FRONT wheel
-  **AGGRESSIVE>** keep same pressure front/rear
-  **WET AND/OR COLD** road conditions **(BELOW 7°/44F)** drop 0.3 bar / 5 psi on BOTH wheels

 Never exceed the maximum inflation pressures of either the rim and the tyre.

DESCRIPTION	RIM	IPCODE	CASING	TECHNOLOGY	WEIGHT	COMPOUND	€ SRP	\$ SRP
P ZERO™ Race 4S 26-622	19C	4203200	127 tpi, tube	TechBELT	240 g	SmartEVO	69,90 €	84,90 \$
P ZERO™ Race 4S 28-622	19C	4203300	127 tpi, tube	TechBELT	260 g	SmartEVO	69,90 €	84,90 \$
P ZERO™ Race 4S 30-622	19C	4203400	127 tpi, tube	TechBELT	280 g	SmartEVO	69,90 €	84,90 \$