



A variety of 5 different tread patterns for different terrain conditions, from H (hardpack) to S (loose and soft) developed to offer a complete range of performing tyres for your daily cross country riding. Ranging from pure racing application where speed and grip matter the most, down to leisurely and relaxed riding, the Scorpion™ XC range is founded on the SmartGRIP compound which delivers high grip in both dry and wet conditions, as well as with LITE or reinforced ProWALL casing constructions, so that puncture protection and/or speed are maximized.

## 1 CASING BENCHMARKING:

**LITE**

(120 TPI)




- ⊕ lightweight construction
- ⊕ extra layer given by ply overlap

**MAXXIS®**

TR

(120 TPI)

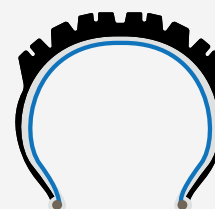


- ⊕ lightweight construction

**Vittoria®**

XC-Race TLR

(120 TPI)



- ⊕ lightweight construction
- ⊕ extra layer given by ply overlap

**PRO WALL**

(120 TPI)

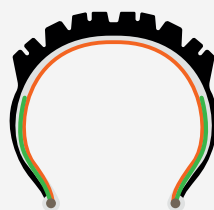


- ⊕ lightweight construction with sidewall reinforcement
- ⊕ Improved sidewall stability

**MAXXIS®**

EXO

(120 TPI)

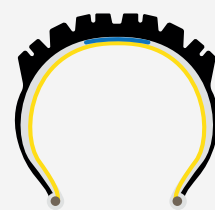


- ⊕ lightweight construction with sidewall reinforcement
- ⊕ improved sidewall stability

**SCHWALBE**

Super Race

(120 TPI)



- ⊕ bead-to-bead protection
- ⊕ rubber insert on the bead
- ⊕ moderate sidewall support
- ⊖ pinch flat area

## 2 COMPOUND BENCHMARKING:



- ⊕ good chemical grip
- ⊕ best mileage (tread wear)
- ⊕ good rolling
- ⊕ greater tear resistance
- ⊕ higher lateral knob support

### 3C MAXXSPEED

- ⊕ good chemical grip
- ⊖ less mileage (tread wear)
- ⊕ good rolling

### Addix Speed

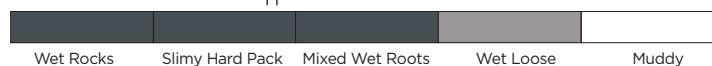
- ⊖ good chemical grip
- ⊖ worst mileage (tread wear)
- ⊕ good rolling



## WORLD CUP LEVEL PERFORMANCE



### TERRAINS (WET ☁️):



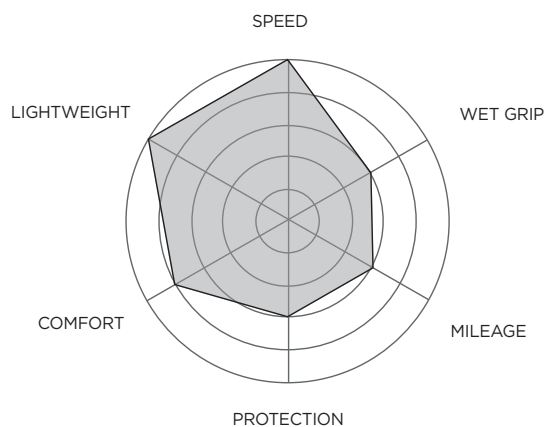
### TERRAINS (DRY ☀️):

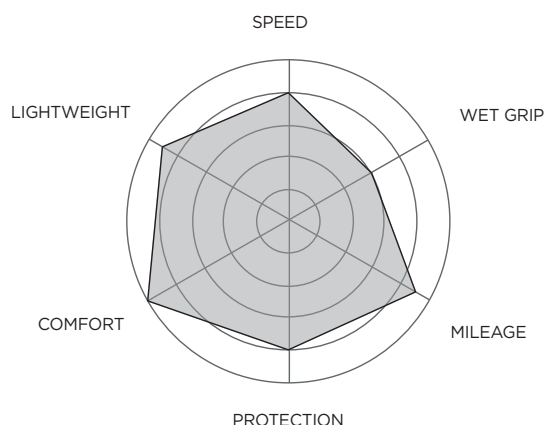


☐ NOT INTENDED USE
 ☐ POSSIBLE USE
 ☒ INTENDED USE

### WEIGHT BENCHMARKING:

	Scorpion™ XC RC - 29x2.2 LITE	610g
	Scorpion™ XC RC - 29x2.2 ProWall	660g
	Aspen - 29x2.2 EXO	660g
	Thunder Burt - 29x2.2 Super Race	715g
	Scorpion™ XC RC - 29x2.4 ProWall	700g
	Aspen - 29x2.4 WT EXO	720g
	Thunder Burt - 29x2.35 Super Race	745g

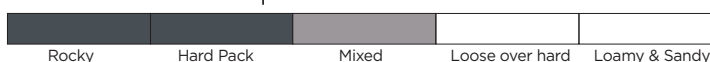




#### TERRAINS (WET ☁️):



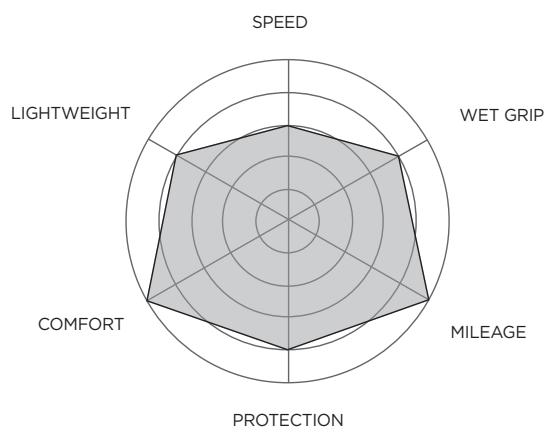
#### TERRAINS (DRY ☀️):



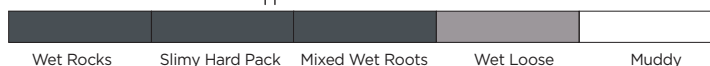
☐ NOT INTENDED USE
 ☐ POSSIBLE USE
 ☒ INTENDED USE

#### WEIGHT BENCHMARKING:

<b>PIRELLI</b>	Scorpion™ XC H - 29x2.2 ProWall	690g
<b>MAXXIS</b>	Ikon - 29x2.25 EXO	680g
<b>SCHWALBE</b>	Racing Ralph - 29x2.2 Super Race	735g
<b>VITTORIA</b>	Mezcal - 29x2.2 TNT	690g



#### TERRAINS (WET ☁️):



#### TERRAINS (DRY ☀️):



☐ NOT INTENDED USE
 ☐ POSSIBLE USE
 ☒ INTENDED USE

#### WEIGHT BENCHMARKING:


<b>PIRELLI</b>	Scorpion™ XC M - 29x2.2 ProWall	720g
<b>MAXXIS</b>	Ardent Race - 29x2.2 EXO	720g
<b>SCHWALBE</b>	Racing Ray - 29x2.2 Super Race	645g
<b>VITTORIA</b>	Barzo - 29x2.2 TNT	680g



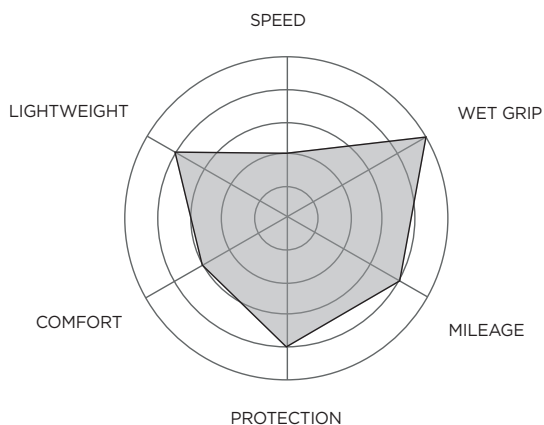
#### TERRAINS (WET ☁️):



#### TERRAINS (DRY ☀️):



☐ NOT INTENDED USE
 ☐ POSSIBLE USE
 ☐ INTENDED USE

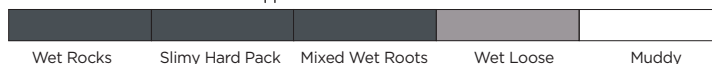


#### WEIGHT BENCHMARKING:

<b>PIRELLI</b>	Scorpion™ XC S - 29x2.2 ProWall	730g
<b>MAXXIS</b>	Forekaster - 29x2.2 EXO	690g
<b>SCHWALBE</b>	Rocket Ron - 29x2.2 Super Race	600g



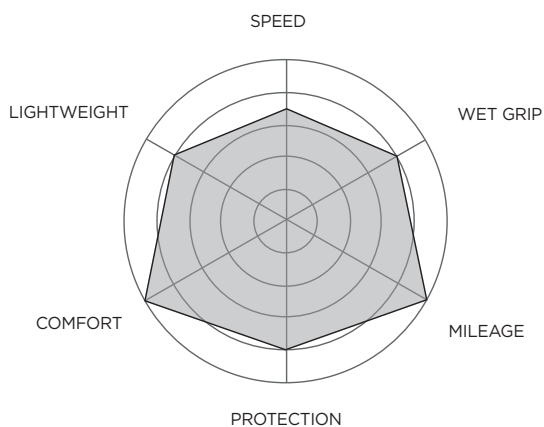
#### TERRAINS (WET ☁️):



#### TERRAINS (DRY ☀️):



☐ NOT INTENDED USE
 ☐ POSSIBLE USE
 ☐ INTENDED USE




#### WEIGHT BENCHMARKING:

<b>PIRELLI</b>	Scorpion™ XC R - 29x2.2 ProWall	730g
<b>MAXXIS</b>	Rekon - 29x2.2 EXO	670g
<b>SCHWALBE</b>	Racing Ralph - 29x2.2 Super Race	640g

## CHOOSE YOUR STYLE:

---



### FAST & VERSATILE

Tread combination ensures speed and control over a variety of different terrains. You'll also get good mileage from the tyres.



### STANDARD RACE SET-UP

Tread combination that ensures control on the front and speed on the rear: a classic racing set-up for a wide range of riding conditions.



### LIKE A PRO

The fastest and highest performing combination for racing on modern XCO courses.